

GUZZLER[®]

Subsidiary of Federal Signal Corporation

NEW Classic (CL)



*Shown with optional full rear door

GUZZLER® CLASSIC (CL)

Guzzler Manufacturing, the world's leader in industrial vacuum loaders, has been building and improving vacuum loaders for over 40 years. The updated Guzzler Classic (CL) has taken easy to operate, easy to maintain and built to last to a new level, featuring enhanced operator ergonomics and improved air routing, filtration and maintenance. What didn't change was the legendary reliability and performance.

The Guzzler CL has a long history and solid reputation in the field as a powerful and efficient industrial vacuum loader that recovers, contains, and carries solids, dry bulk powders, liquids, slurries, and thick sludge from hard to reach areas. Designed from the ground up with input from customers, the updated Guzzler CL retains the signature look, performance, durability and reliability of the previous model to tackle the most demanding wet/dry industrial cleaning applications.



CUSTOMIZED SOLUTIONS

The Guzzler CL modular design allows you to select offloading solutions to meet specific needs so you get minimal downtime and maximum productivity. The new full opening rear door option allows the addition of offload systems not previously available on the Guzzler CL.

POWERFUL SUPPORT

FS Solutions, a subsidiary of Federal Signal's Environmental Solutions Group, has convenient facilities throughout North America. They provide genuine Guzzler OEM parts and factory-trained, certified technicians to service and repair Guzzler products, including blower repair on most makes and models.

UNMATCHED QUALITY


Guzzler products are painted prior to assembly with a high quality polyurethane enamel, tested to ensure quality and proudly made in the U.S.A. using only the finest materials. The manufacturing facility in Streator, IL, which also produces Vactor® brand products, is an ISO 9001:2008 and ISO 14001:2004 certified company.

GUZZLER CL

LEGENDARY PERFORMANCE, *ENHANCED*



Standard ladder, catwalk, and railing



Larger linear wall connection



Larger baghouse access doors



Ground level maintenance

ENHANCED OPERATOR ERGONOMICS

The operator now has easier and safer access to the top of the Guzzler CL with a standard ladder, catwalk and railing. Controls are mounted in a single, fully sealed aluminum panel for easy monitoring.

IMPROVED AIR ROUTING, FILTRATION

Maintaining the 18-cubic-yard capacity, the updated Guzzler CL features an improved radial deflector design to improve material separation in the debris body. The linear wall connection from the cyclone to the baghouse has more than doubled in area, providing a more efficient airflow. The transition from the baghouse to the microstrainer has been improved, including an elbow and square to round transition for less disruption to the air flow as it moves through the system, reducing pressure drop.

EASE OF MAINTENANCE

The baghouse and cyclone cleanout access doors have been enlarged by 68% for easier access. The smaller, but equally efficient cyclone design provides easier access to the drive line components that require greasing. If equipped with the boom option, the hydraulic and electrical components previously mounted on the boom have been relocated to eye level for easier access. Removing the electrical components from the boom swing motion improves reliability.

IMPROVED SAFETY

The standard emergency stop (E-Stop) circuitry on the CL cuts power to disable the vacuum and hydraulics, and throttles the chassis engine down to idle. The Guzzler E-Stop is designed to protect both the equipment and operator by bringing equipment to a safe condition. For improved module grounding, the debris body, sub-frame and chassis are fully connected via a copper grounding strap, while an improved grounding cable clamp grounds the module components to their grounding location.



Control box with E-Stop



SUPERIOR DESIGN FROM THE WORLD'S LEADER IN VACUUM SOLUTIONS

ADVANCED GUZZLER CL FILTRATION PROCESS

Finding balance between filtration and productivity is what the Guzzler CL is all about. And, with improved air-routing features it maintains the lowest pressure drop of any machine in its class, delivering the air where you need it. In the new Guzzler CL, with the new radial diversion wing design, the material separation in the debris body has been improved. The cyclone size has been modified to create room to store the telescopic boom with hose attached, also allowing for easier access to grease points. The linear wall connecting the cyclone to the baghouse has been doubled in area, so the air can move with less interruptions transitioning between these two components. Fewer interruptions results in greater performance. The Guzzler CL's filtration system can be viewed in four stages.

FIRST STAGE Debris Body

As vacuumed material enters the 18-cubic-yard (13.76 cubic meter) debris body, air speed slows. This allows gravity to help the improved pre-filter radial diversion wing remove the bulk of material by deflecting particles to the bottom of the tank, allowing the same filtration efficiency as loading through a top port without the pressure drop.

SECOND STAGE Cyclone Chamber

From the debris body, the air flows to the secondary pre-filter — the cyclone chamber — where centrifugal force hurls the denser particles to the cyclone wall and spirals them downward into the collection hopper. Material collected in this chamber is dumped simultaneously when the debris body is discharged. During wet vacuuming, this pre-filter serves as a highly efficient demister, extracting moisture from the airstream.

THIRD STAGE Baghouse

The primary and secondary pre-filters remove 98% of all material from the airstream. All remaining particles are removed in the baghouse. Sixty 70" (1778 mm) Dacron filter bags deliver an air-to-cloth ratio of 9.94:1. Material collected in the baghouse hopper is dumped simultaneously with the main payload compartment.

The transition from the baghouse to the microstrainer has been improved, including an elbow and square-to-round transition for less air flow turbulence.

FINAL STAGE Strainer

Final vacuum pump protection is provided by the microstrainer. This is the safety drop-out point for any items that may have entered the system during servicing. A fine mesh screen prevents foreign objects from entering the blower.



C A



A. EASY CLEANING AND MAINTENANCE

All filter components are 100% accessible. The drive line components that require greasing are easily accessed. Hydraulic and electrical components are located at eye level for quick trouble shooting and maintenance. The baghouse and cyclone side cleanout doors are 68% larger than previous models to facilitate clean out.

B. ISOLATED MICROSTRAINER AND EXHAUST SILENCERS

The microstrainer and exhaust silencers are not directly mounted to prevent blower case distortion. A spring mounted subframe connection to the chassis prevents stress transfer through body and subframe.

C. TOP ACCESS

Baghouse and cyclone top inspection doors are easily accessed via a heavy-duty ladder and platform. Top access doors to the baghouse and cyclone have been lightened 25 lbs (11.34 kg) and no longer require spring assist, but have maintained the structural strength.

D. STATE-OF-THE-ART INSTRUMENTATION

Toggle switch controls are mounted in a single, fully sealed aluminum panel for easy monitoring. Includes blower tachometer, E-Stop, blower temperature and hourmeter; hydraulic, vacuum and air pressure gauges. The wiring is harnessed, color-coded and each circuit clearly identified and individually grounded.

E. GROUNDING

For improved module grounding, the debris body, sub-frame and chassis are fully connected via a copper grounding strap, while an improved grounding cable clamp grounds the module components to their grounding location.

F. ADVANCED REAR DOOR DESIGN

1/2 in (12.7 mm) steel-plate construction prevents deflection and warping. Tapered, locking, over-center chocks and three top-mounting brackets ensure a positive, leak-proof seal. A central hydraulic manifold provides a single access point for adjustments. Two double-acting, hydraulic cylinders (vs. up to four on other brands) for less maintenance. Hinge blocks are shimmed to allow adjustment. The length of seal on the rear door has been reduced and the sealing surface widened to prevent leakage. The rear door seal also raises with the door to remove the seal from the debris path during dumping. Full-opening door available.

G. ENHANCED OPERATOR ERGONOMICS & SAFETY

Easier and safer operator access to the boom, linear wall, baghouse and cyclone top access doors with a new driver side ladder with standard cat walk and fold down railing. Standard safety features include an E-Stop, body and rear door props, hydraulic check valves on all lift cylinders, back-up alarm and transfer case protection to prevent damage from shifting errors. An 8 in (203 mm), air-operated relief valve with pendant control, 4 in (102 mm) manual relief valve, and in-line, manual safety-T are also standard. The E-Stop cuts power to disable the vacuum and hydraulics and throttle the chassis engine down to idle.



OFFLOADING OPTIONS

THE CHOICE IS YOURS

The Guzzler CL modular design allows you to select an offloading solution for your specific needs, so you get minimal downtime and maximum productivity. Guzzler offers the widest selection of configurations of any manufacturer.



Rear door mounted sludge pump

REAR DOOR-MOUNTED SLUDGE PUMP

4 in (101.6 mm) removable, hydraulically driven pumphead is ideal for unloading sludges from the debris body and may be used during vacuuming.

XCR

Original, patented system with unique swing-out cyclone allows material discharge into collection vessels while vacuuming.

HIGH-RAIL SYSTEM

Available in three configurations, this option can be as simple as adding high-rail gear to a standard Guzzler. Or choose a fully equipped high-rail cleaning system that features a loading boom, cycrane, hydraulic creep drive and rear-mounted operator chair, where complete operation can be achieved from a single position while loading or driving over the rails.



XCR swing-out cyclone




High-rail system

PROVEN PERFORMANCE IN:

steel mills • oil refineries • chemical plants • cement plants • metal mining • power plants
railroads • shipyards & docks • phosphate plants • glass manufacturing • pulp & paper mills
grain elevators • aluminum plants • foundries • material processing plants • lime & coal plants
bridge painting • waste-to-energy plants • oil & gas field service • natural disaster clean-up

OPTIONAL FEATURES



TELESCOPING BOOM

The optional telescoping boom has been improved for increased lifting capacity. The pendant length reaches 55 ft (16.8 m) to give total access around the unit. The lifting geometry has changed so that the hose pivots at the mid-point to provide longer hose life. The telescoping boom can be stored with the hose attached for greater convenience between locations and transporting.



HYDRO-EXCAVATION KIT

This feature enables the CL to handle standard wet/dry industrial cleaning as well as potholing, excavation, and oil and gas field support. It includes a hydraulically-operated triplex pump for cutting soil, and a 600 gal (2271 L) dual water tank for 3.5 hours of continuous operation. A hose reel and vacuum tube package complete this option. For sub-zero operation, optional cold weather add-ons are available.



FULL OPENING REAR DOOR

The Guzzler CL is now available with an optional full opening rear door. This allows for improved dumping by providing a greater area for material to pass. The optional door also provides the operator greater access and cleanability to the inside of the debris body. The full door option fills the need for additional offloading options previously unavailable with the Guzzler Classic.

ADDITIONAL SPECS:

BLOWER

Positive displacement dual-lobe or tri-lobe available

Maximum vacuum range: 16-27 Hg (0.93 kg/cm²)

Maximum airflow range: 5,089-5,250 cfm (8,920 cm³/hr)

Customized ultra-quiet silencer

HYDRAULICS

Hydraulic pump driven by PTO

Hydraulic system plumbing assembled using JIC fittings and hydraulic tubing

50-gallon (189.25-Liter) hydraulic tank

DEBRIS BODY

Payload capacity: 18 yd³ (13.76 m³)

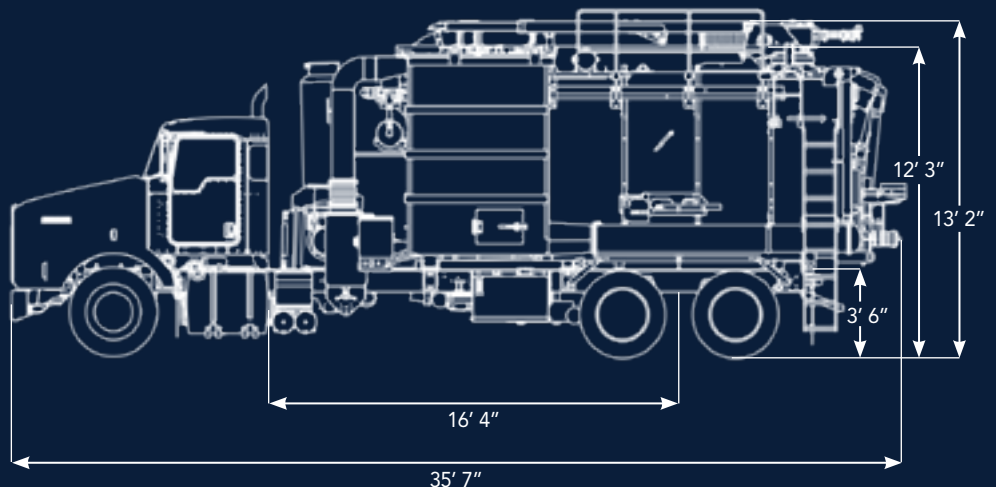
1/4" (16.35 mm) thick construction

Rear bulkhead: 3/8" (9.525 mm) thick plate with lower-edge reinforcement

Rear door: 1/2" (12.7 mm) thick, supported by three heavy-duty hinges

Heavy-duty telescopic dump cylinder

Liquid level float ball shut-off



RELIEF VALVES

4" (102 mm) manually operated vacuum relief

8" (203 mm) air-operated relief valve

Inline vacuum relief valve

Bag cleaning: Baghouse is equipped with a 120 psi bag-cleaning pulsation system

Drive: Air-shifted transfer case with manual override and shift protection

Hydraulic Rear Door: Single-lever unlock/open and close/lock

Bolt-on dump tubes

Rear door and debris body props

Roadside emergency kit and fire extinguisher

YOUR PARTNER FOR THE LIFE OF THE MACHINE

Our relationship with customers goes beyond the delivery of a truck.

RIGHT START

The Right Start program has one goal, to improve customer satisfaction. It is designed to give you all the information you need to feel confident with your new equipment.

TRANSPORT

The first step in the Guzzler Right Start program is getting the unit to you. When your Guzzler is completed, it is thoroughly tested. When we are certain everything is in top working order, we will contact you to make shipping arrangements. That may be you coming to Streator and picking up your new truck or having it delivered to your location.

TRAINING

Once you arrive or your truck is delivered to your facility, your training begins. An expert technician will guide you and your operators through all of the functions of your Guzzler, showing you how to safely operate the equipment for optimum results.

FOLLOW UP

Within 30 days and then again in 60 days, a Guzzler representative will call to see if you have any questions. Your complete satisfaction is our top priority.

SUPPORT

Of course any time you have a question or require additional information we are here to serve you. Just contact us at 1-800-627-3171 and get off to the right start.

Solutions® Parts and Service Support

From the people who bring you Guzzler, Jetstream, and Vactor, the brands you know and trust, we bring you FS Solutions. These Federal Signal Solutions locations are staffed with skilled, factory-trained technicians and provide a range of services and product offerings.

- **High-performance parts** for most makes and models of industrial vacuum loaders, hydro excavators and waterblasters.
- **Wide range of accessories** for industrial cleaning operations.
- **Repairing and rebuilding** of vacuum trucks, pumps, blowers, and more.
- Large selection of **refurbished vacuum trucks and hydro excavators**.

Alabama

8584 Borden Ave. SE
Leeds, AL 35094

California •

1510 Hayes Avenue
Long Beach, CA 90813

Texas

10001 Porter Rd., #200
La Porte, TX 77571

New Jersey

17 Jules Lane
New Brunswick, NJ 8901

*Other locations featuring waterblasting rentals parts and service in Indiana, Louisiana, Ohio, and South Carolina

WARRANTY

The Guzzler CL is warranted against defects in material or workmanship for a period of 12 months from the date of delivery to the original purchase. Optional extended warranty packages are available. Consult your Guzzler representative for complete warranty information.



www.guzzler.com



1.800.263.1262
jjei.com
info@jjei.com

Subsidiary of Federal Signal Corporation

Specifications subject to change without notice. Some products shown with optional equipment. Effective Date 1/13 P/N 00005-C ©2013 Guzzler Manufacturing. Federal Signal Corporation is listed in the NYSE by the symbol FSS. Guzzler is a subsidiary of Federal Signal Corporation.